



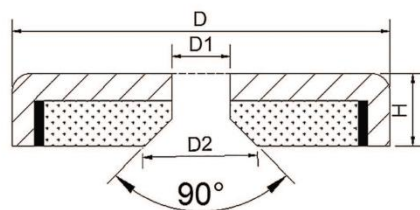
UNMAG SOLUTIONS

NdFeB Magnetic Products

厦门久磁磁业有限公司
Xiamen Un Magnet Co.,Ltd.

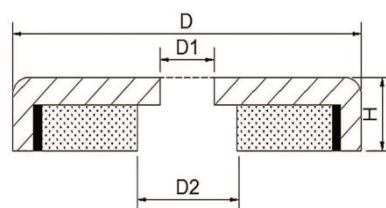
■ Neodymium Pot Magnets

1. Model A--NdFeB Pot Magnet With Countersunk Hole



Model	D (mm)	D1 (mm)	D2 (mm)	H (mm)	Hole Degree	Strength (kg)
UN-A16	16	3.5	6.5	5	90°	5
UN-A20	20	4.5	8.6	7	90°	6
UN-A25	25	5.5	10.5	8	90°	14
UN-A32	32	5.5	10.5	8	90°	25
UN-A36	36	6.5	12	9	90°	29
UN-A42	42	6.5	12	9	90°	37
UN-A48	48	8.5	16	11.5	90°	68
UN-A60	60	8.5	16	15	90°	112
UN-A75	75	10.5	20	18	90°	162
UN-A90	90	10.5	20	18	90°	300
UN-A120	120	12.5	20.5	18	90°	600

2. Model B--NdFeB Pot Magnet With Straight Hole



Model	D (mm)	D1 (mm)	D2 (mm)	H (mm)	Strength (kg)
UN-B16	16	3.5	6.5	5	4
UN-B20	20	4.5	8	7	6
UN-B25	25	5.5	9	8	14
UN-B32	32	5.5	9	8	23
UN-B36	36	6.5	11	9	29
UN-B42	42	6.5	11	9	32
UN-B48	48	8.5	15	11.5	63
UN-B60	60	8.5	15	15	95
UN-B75	75	10.5	18	18	155

3. Model C--NdFeB Pot Magnet With External Thread



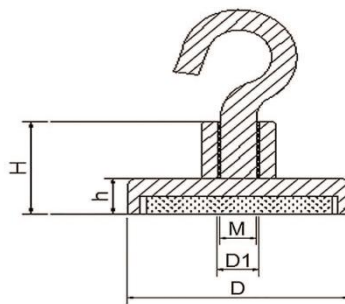
Model	D (mm)	M (mm)	H (mm)	h (mm)	Strength (kg)
UN-C10	10	3	13	4	3
UN-C12	12	4	12	5	4
UN-C16	16	4	13	5	5.5
UN-C20	20	4	15	7	9
UN-C25	25	5	17	8	22
UN-C32	32	6	18	8	34
UN-C36	36	6	18	8	41
UN-C42	42	8	20	9	68
UN-C48	48	8	24	11.5	81
UN-C60	60	8	30	15	113
UN-C75	75	10	34	18	164
UN-C80	80	10	34	18	250
UN-C90	90	10	34	18	300
UN-C100	100	12	35	18	400
UN-C120	120	12	35	18	500
UN-C136	136	16	38	20	600

4. Model D--NdFeB Pot Magnet With Female Thread



Model	D (mm)	D1 (mm)	M (mm)	H (mm)	h (mm)	Strength (kg)
UN-D10	10	6	3	12	4	3
UN-D12	12	6	4	12	5	4
UN-D16	16	6	4	13	5	5.5
UN-D20	20	8	4	15	7	9
UN-D25	25	10	5	17	8	22
UN-D32	32	10	6	18	8	34
UN-D36	36	10	6	18	8	41
UN-D42	42	12	8	20	9	68
UN-D48	48	12	8	24	11.5	81
UN-D60	60	14	8	30	15	113
UN-D75	75	16	10	34	18	164

5. Model E--NdFeB Pot Magnet With Hook



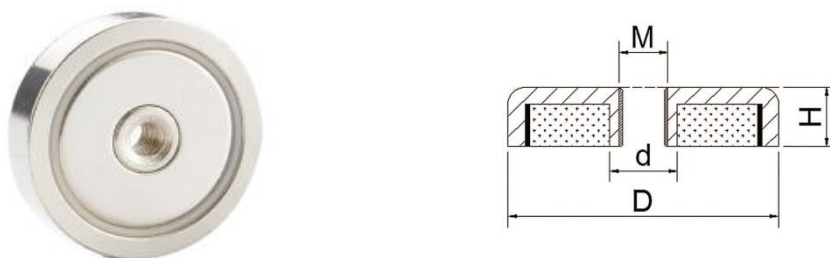
Model	D (mm)	D1 (mm)	M (mm)	H (mm)	h (mm)	Strength (kg)
UN-E10	10	6	3	12	4	3
UN-E12	12	6	4	12	5	4
UN-E16	16	6	4	13	5	5.5
UN-E20	20	8	4	15	7	9
UN-E25	25	10	5	17	8	22
UN-E32	32	10	6	18	8	34
UN-E36	36	10	6	18	8	41
UN-E42	42	12	8	20	9	68
UN-E48	48	12	8	24	11.5	81
UN-E60	60	14	8	30	15	113
UN-E75	75	16	10	34	18	164

6. Model Y--NdFeB Pot Magnet With Eyebolt



Model	D (mm)	D1 (mm)	M (mm)	H (mm)	h (mm)	Strength (kg)
UN-Y12	12	6	4	12	5	4
UN-Y16	16	6	4	13	5	5.5
UN-Y20	20	8	4	15	7	9
UN-Y25	25	10	5	17	8	22
UN-Y32	32	10	6	18	8	34
UN-Y36	36	10	6	18	8	41
UN-Y42	42	12	8	20	9	68
UN-Y48	48	12	8	24	11.5	81
UN-Y60	60	14	8	30	15	113
UN-Y75	75	16	10	34	18	164

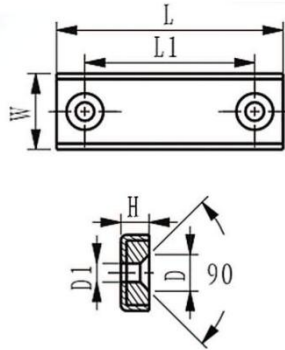
7. Model RS--NdFeB Pot Magnet With Inner Thread



Model	D (mm)	d (mm)	M (mm)	H (mm)	Strength (kg)
UN-RS16	16	6	4	5	4
UN-RS20	20	6	4	6	6
UN-RS25	25	10	5	7	14
UN-RS32	32	10	5	7	25
UN-RS36	36	10	6	7.3	29
UN-RS42	42	12	6	7.5	37
UN-RS48	48	12	8	11.5	68
UN-RS60	60	14	8	15	120
UN-RS75	75	16	10	18	165
UN-RS80	80	16	10	18	220

UN-RS94	94	16	10	20	270
UN-RS116	116	20	12	22	350
UN-C136	136	20	12	25	500

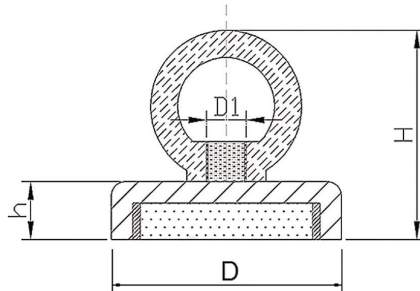
8. Model BP--NdFeB Pot Magnet Block With Countersunk Hole



Model	L (mm)	L1 (mm)	W (mm)	H (mm)	D1 (mm)	D2 (mm)	Vertical Suction (kg)
UN-BP10	10	5	13.5	5	3.3	6.5	4
UN-BP15	15	7.5	13.5	5	3.3	6.5	7
UN-BP20	20	10	13.5	5	3.3	6.5	8
UN-BP30	30	15	13.5	5	3.3	6.5	16
UN-BP40	40	30	13.5	5	3.3	6.5	17
UN-BP50	50	40	13.5	5	3.3	6.5	27
UN-BP60	60	50	13.5	5	3.3	6.5	28
UN-BP80	80	70	13.5	5	3.3	6.5	33
UN-BP100	100	90	13.5	5	3.3	6.5	36
UN-BP120	120	110	13.5	5	3.3	6.5	40

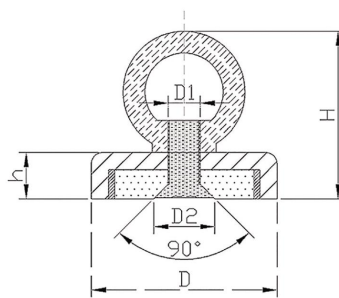
■ Neodymium Fishing Magnets

1. Model H--Single Side NdFeB Fishing Magnet With Eyebolt



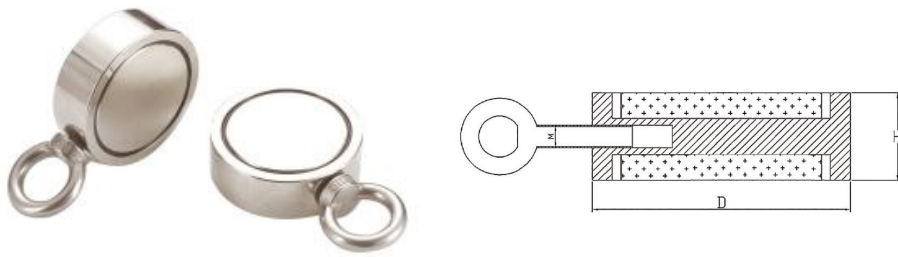
Model	D (mm)	D1 (mm)	H (mm)	h (mm)	Strength (kg)
UN-H20	20	4	26	7	9
UN-H25	25	5	31	8	22
UN-H32	32	6	37	8	34
UN-H36	36	6	37	8	41
UN-H42	42	8	48	9	68
UN-H48	48	8	50.5	11.5	68
UN-H60	60	8	54	15	113
UN-H75	75	10	66	18	164
UN-H80	80	10	66	18	250
UN-H90	90	10	66	18	300
UN-H100	100	12	74	18	400
UN-H120	120	12	74	18	500
UN-H136	136	16	86	20	600

2.Model AH--Single Side NdFeB Fishing Magnet With Countersunk Hole&Eyebolt



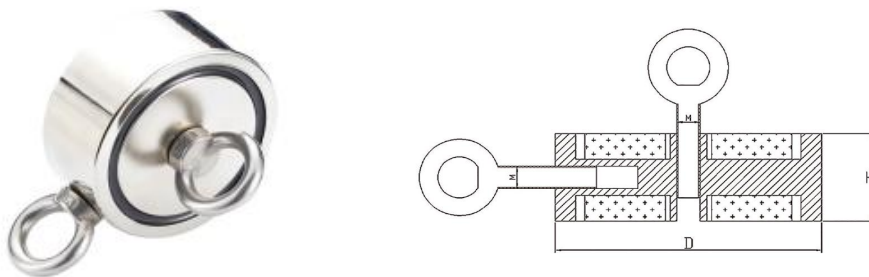
Model	D (mm)	D1 (mm)	D2 (mm)	H (mm)	h (mm)	Strength (kg)
UN-AH20	20	4	8.6	26	7	6
UN-AH25	25	5	10.5	31	8	14
UN-AH32	32	5	10.5	31	8	25
UN-AH36	36	6	12	41	9	29
UN-AH42	42	6	12	41	9	37
UN-AH48	48	8	16	47.5	11.5	68
UN-AH60	60	8	16	54	15	112
UN-AH75	75	10	20	66	18	162
UN-AH90	90	10	20	66	18	300
UN-AH120	120	12	25	74	18	600

3. Model F--Double Side NdFeB Fishing Magnet With One Eyebolt



Model	D (mm)	H (mm)	M (mm)	Strength (kg)
UN-F48	48	18	8	100*2
UN-F60	60	22	8	120*2
UN-F75	75	25	10	200*2
UN-F94	94	28	10	300*2
UN-F116	116	32	12	400*2
UN-F136	136	34	12	500*2

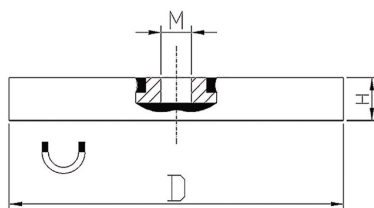
4. Model DS--Double Side NdFeB Fishing Magnet With Two Eyebolt



Model	D (mm)	H (mm)	M (mm)	Strength (kg)
UN-DS48	48	25	8	100*2
UN-DS60	60	30	8	120*2
UN-DS75	75	32	10	200*2
UN-DS94	94	32	10	300*2
UN-DS116	116	34	12	400*2
UN-DS136	136	34	14	600*2

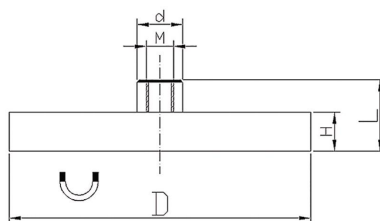
■ Neodymium Rubber Coated Magnets

1. Model TT--Neodymium Rubber Coated Magnet With Inner Thread



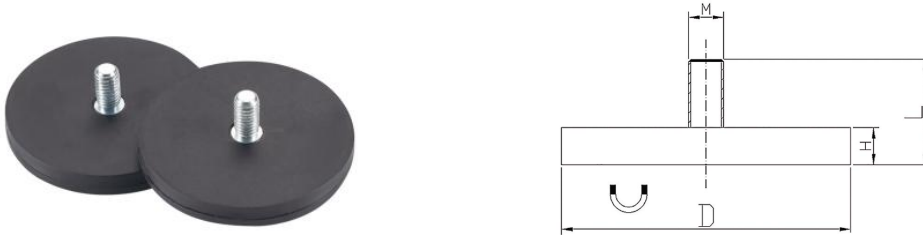
Model	Diameter D (mm)	Thickness H (mm)	Strength (kg)
UN-TT22	22	6	3
UN-TT43	43	6	8.5
UN-TT66	66	8.5	18
UN-TT88	88	8.5	42

2. Model AC--Neodymium Rubber Coated Magnet With Female Thread Stud



Model	Diameter D (mm)	Thickness H (mm)	Height L (mm)	Strength (kg)
UN-AC22	22	6	13.5	3
UN-AC43	43	6	10.5	8.5
UN-AC66	66	8.5	15.5	18
UN-AC88	88	8.5	19	42

3. Model TF--Neodymium Rubber Coated Magnet With External Thread Rod



Model	Diameter D (mm)	Thickness H (mm)	Height L (mm)	Strength (kg)
UN-TF22	22	6	13.5	3
UN-TF43	43	6	21	8.5
UN-TF66	66	8.5	23	18
UN-TF88	88	8.5	24	42

■ Other Magnetic Products

1. Model X--Neodymium Magnet With Swivel Hook




Model	D (mm)	A (mm)	B (mm)	C (mm)	H (mm)	L (mm)	Vertical Suction (kg)	Horizontal Suction (kg)
UN-X25	25	17	13.5	22	14.5	52	16	2
UN-X32	32	17	13.5	25	14.5	54	30	3
UN-X36	36	20	13.5	25	15.5	54	41	5
UN-X42	42	30	13.5	25	15.5	54	60	8

Business Application Field



Aerospace



Automotive



Energy



Engineering



Oil&Gas



Print Finishing


Xiamen Un Magnet Co.,Ltd.

Room 503,Building C,No.319,Hubin East


Road,Xiamen,China

sales@unmagnet.com

www.unmagnet.com



Product Design



Research&Education



Retail Display&Shopfitting